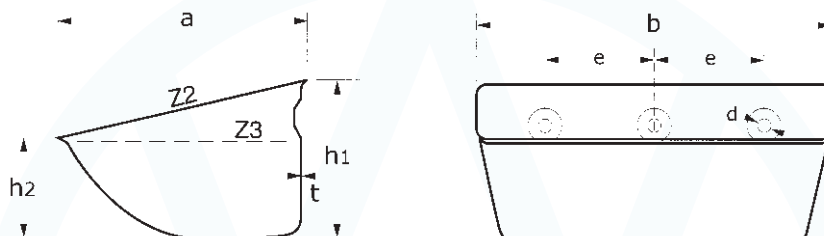




Super Starco

The Super Starco buckets are deeper than the 'regular' Starco buckets, although they are equally suitable for elevators with higher belt speeds. This elevator bucket lends itself particularly well to light-weight and/or wet materials. VAV supplies the Super Starco in pressed mild steel, stainless steel, PEHD or Nylon. Materials PU and Zytel or with a customized hole pattern are available on request. The PHED is temperature resistant up to 70 °C. Nylon elevator bucket is temperature resistant up to 90 °C.

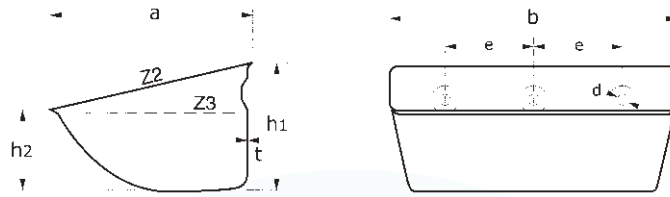


Plastic Super Starco

Super Starco elevator buckets made of plastic PEHD/Nylon (parameters in mm)													
Type	Size/weight					PEHD kg	Nylon kg	Volume (L)		Holes		Max. Nr bckts/m	
	b	a	h1	h2	t			Z2	Z3	d Ø	e		
SPS80 x 80	90	85	63	43	4	0,08	0,09	0,24	0,18	9,0	43	2	15,00
SPS100 x 90	110	100	67	44	5	0,11	0,13	0,38	0,29	9,0	50	2	14,00
SPS120 x 100	129	110	80	55	5	0,15	0,18	0,59	0,46	9,0	67	2	12,00
SPS130 x 120	135	120	85	57	5	0,19	0,23	0,70	0,54	9,0	70	2	11,00
SPS130 x 130	146	130	90	60	5	0,21	0,25	0,87	0,65	9,0	70	2	10,80
SPS140 x 120	145	120	90	62	5	0,18	0,22	0,80	0,61	8,5	70	2	10,80
SPS160 x 140	172	152	113	78	6	0,34	0,40	1,58	1,22	9,0	100	2	8,60
SPS180 x 140	187	150	112	77	6	0,30	0,36	1,75	1,37	9,0	100	2	8,60
SPS200 x 150	205	150	112	75	6	0,35	0,42	1,82	1,39	9,0	100	2	8,60
SPS200 x 160	210	158	115	79	7	0,39	0,46	2,09	1,61	9,0	100	2	8,50
SPS230 x 170	240	175	138	93	7	0,61	0,73	3,06	2,40	11,0	120	2	7,00
SPS240 x 165	250	170	132	93	7	0,54	0,64	3,10	2,40	11,0	120	2	7,40
SPS280 x 165	293	170	132	95	7	0,67	0,79	3,75	3,00	11,0	80	3	7,40
SPS280 x 170	282	175	138	97	7	0,67	0,80	3,76	2,96	11,0	80	3	7,00
SPS280 x 180	290	185	140	97	7	0,84	1,00	4,20	3,30	11,0	80	3	7,00
SPS300 x 150	305	152	115	80	7	0,65	0,77	2,89	2,24	9,0	102	3	8,50
SPS300 x 180	316	185	140	97	8	0,85	1,01	4,60	3,60	11,0	100	3	7,00
SPS300 x 215	318	220	168	117	9	1,18	1,40	6,60	5,20	11,0	100	3	5,88
SPS330 x 180	347	185	140	97	8	0,90	1,07	5,00	4,00	11,0	120	3	7,00
SPS330 x 215	343	220	168	117	9	1,30	1,55	7,10	5,73	11,0	120	3	5,88
SPS350 x 180	367	186	140	97	9	1,12	1,33	5,25	4,10	11,0	120	3	7,00
SPS350 x 215	368	220	168	117	9	1,38	1,64	7,75	6,12	11,0	120	3	5,88
SPS370 x 215	390	220	168	117	9	1,45	1,72	8,15	6,42	11,0	90	4	5,88
SPS400 x 215	420	220	168	117	9	1,54	1,83	8,80	7,00	11,0	100	4	5,88
SPS450 x 215	470	220	165	115	9	1,56	2,06	9,70	7,70	11,0	90	5	5,88
SPS500 x 215	525	220	168	117	9	1,84	2,19	11,25	9,00	11,0	100	5	5,88

Z2 = gross volume in liters, Z3 = net volume in liters.

Steel Super Starco



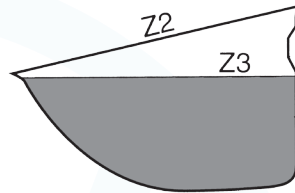
Super Starco elevator buckets in mild steel/stainless steel (parameters in mm)

Type	Size/weight					Volume (L)	Holes		Max.			
	b	a	h1	h2	t		Kg	Z2		Z3	d Ø	e
SPS80 x 80	85	80	58	39	1,0	0,11	0,21	0,18	8,0	43	2	15,00
SPS100 x 90	106	89	66	45	1,0	0,12	0,33	0,25	8,5	50	2	14,00
SPS100 x 100	105	97	78	46	1,0	0,18	0,42	0,29	8,5	50	2	12,00
SPS120 x 100	125	105	77	53	1,0	0,22	0,58	0,44	8,0	67	2	12,00
SPS130 x 120	138	120	90	62	1,2	0,30	0,83	0,65	8,5	70	2	10,50
SPS140 x 110	146	112	91	40	1,5	0,43	0,76	0,41	8,5	70	2	10,50
SPS140 x 120	146	120	90	62	1,5	0,40	0,87	0,65	8,5	70	2	10,50
SPS160 x 125	166	125	112	78	1,5	0,55	1,44	1,20	8,5	100	2	8,60
SPS180 x 140	187	147	112	78	1,5	0,61	1,75	1,35	8,5	100	2	8,60
SPS200 x 150	205	150	112	77	1,5	0,77	2,00	1,53	9,0	100	2	8,60
SPS200 x 180	204	182	140	98	2,0	1,28	2,84	2,17	11,0	110	2	7,00
SPS230 x 160B	233	160	122	85	1,5	0,86	2,72	2,05	10,5	120	2	8,00
SPS230 x 170	235	170	132	93	2,0	1,40	3,09	2,40	11,0	120	2	7,00
SPS240 x 160C	247	165	130	92	2,0	1,35	3,03	2,37	10,5	120	2	7,40
SPS250 x 215	257	215	162	113	2,0	1,86	5,30	4,10	11,0	85	3	5,88
SPS260 x 165	262	165	130	92	2,0	1,38	3,28	2,55	10,5	77	3	7,40
SPS260 x 180	270	188	140	96	2,0	2,00	4,10	3,20	11,0	80	3	7,00
SPS280 x 165	289	167	132	93	2,0	1,55	3,78	2,95	10,5	80	3	7,40
SPS280 x 180	290	185	140	97	2,0	1,70	4,40	3,30	11,0	80	3	7,00
SPS280 x 215	294	215	163	114	2,0	2,18	6,04	4,70	11,0	80	3	5,88
SPS300 x 165B	308	165	135	94	2,0	1,65	3,88	2,90	11,0	100	3	7,20
SPS300 x 180B	308	182	140	95	2,0	1,80	4,50	3,50	11,0	100	3	7,00
SPS300 x 215	310	220	163	112	2,0	2,32	6,70	5,20	11,0	100	3	5,88
SPS330 x 165	340	165	135	97	2,0	1,90	4,40	3,50	11,0	120	3	7,20
SPS330 x 180	340	182	140	98	2,0	2,00	5,20	4,00	11,0	120	3	7,00
SPS330 x 215	340	215	163	112	2,5	2,97	7,20	5,65	11,0	120	3	5,88
SPS350 x 165B	360	165	135	94	2,0	2,12	4,50	3,65	11,0	120	3	7,20
SPS350 x 180	362	182	140	98	2,0	2,10	5,40	4,20	11,0	120	3	7,00
SPS350 x 215	362	215	163	112	2,5	3,23	7,60	5,86	11,0	120	3	5,88
SPS370 x 180	385	195	140	95	2,5	2,80	6,40	4,90	11,0	90	4	7,00
SPS370 x 215	381	215	163	112	2,5	3,32	8,10	6,30	11,0	90	4	5,88
SPS440 x 215	450	225	165	113	2,5	3,92	9,83	7,44	11,0	110	4	5,88
SPS450 x 215	464	215	163	113	2,5	4,00	9,95	7,90	11,0	90	5	5,88
SPS470 x 215	480	225	165	113	2,5	4,14	10,56	8,06	11,0	120	4	5,88
SPS500 x 215	515	215	163	113	2,5	4,28	11,25	8,80	11,0	100	5	5,88
SPS630 x 215	640	220	164	113	3,0	7,40	14,29	10,92	11,0	90	7	5,88

Z2 = gross volume in liters, Z3 = net volume in liters.

Super Starco capacity table (Z3)

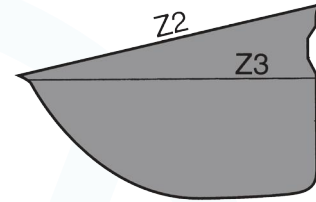
The following capacity table is based on the maximum number of buckets per meter and a net volume in liters of the elevator bucket, resulting in a capacity in m³ per hour.




Net Starco capacity table in m ³ /hour (Z3)								
Type	number buckets/m	net (Z3) volume	belt speed in m/sec.					
			1	1,9	2,2	2,5	2,8	3,3
SPS100 x 90	14,00	0,25 L	12,60	23,94	27,72	31,50	35,28	41,58
SPS130 x 120	10,50	0,65 L	24,57	46,68	54,05	61,43	68,80	81,08
SPS160 x 125	8,60	1,20 L	37,15	70,59	81,73	92,88	104,03	122,60
SPS180 x 140	8,60	1,35 L	41,80	79,41	91,95	104,49	117,03	137,93
SPS200 x 150	8,60	1,53 L	47,37	90,00	104,21	118,42	132,63	156,32
SPS230 x 160	8,00	2,05 L	59,04	112,18	129,89	147,60	165,31	194,83
SPS240 x 160	7,40	2,37 L	63,14	119,96	138,90	157,84	176,78	208,35
SPS260 x 165	7,40	2,55 L	67,93	129,07	149,45	169,83	190,21	224,18
SPS280 x 165	7,40	2,95 L	78,59	149,32	172,89	196,47	220,05	259,34
SPS300 x 165	7,20	2,90 L	75,17	142,82	165,37	187,92	210,47	248,05
SPS300 x 180	7,00	3,50 L	88,20	167,58	194,04	220,50	246,96	291,06
SPS300 x 215	5,88	5,20 L	110,07	209,14	242,16	275,18	308,21	363,24
SPS330 x 215	5,88	5,65 L	119,60	227,24	263,12	299,00	334,88	394,68
SPS350 x 165	7,20	3,65 L	94,61	179,76	208,14	236,52	264,90	312,21
SPS370 x 215	5,88	6,30 L	133,36	253,38	293,39	333,40	373,40	440,08
SPS450 x 215	5,88	7,90 L	167,23	317,73	367,90	418,07	468,24	551,85
SPS500 x 215	5,88	8,80 L	186,28	353,93	409,81	465,70	521,58	614,72

Super Starco capacity table (Z2)

The following capacity table is based on the maximum number of buckets per meter and a gross volume in liters of the elevator bucket, resulting in a capacity in m³ per hour.



Gross Super Starco capacity table (Zone 2)								
Type	number	gross (Z2)	belt speed in m/sec.					
	buckets/m	volume	1	1,9	2,2	2,5	2,8	3,3
SPS100 x 90	14,00	0,33 L	16,63	31,60	36,59	41,58	46,57	54,89
SPS130 x 120	10,50	0,83 L	31,37	59,61	69,02	78,44	87,85	103,53
SPS160 x 125	8,60	1,44 L	44,58	84,71	98,08	111,46	124,83	147,12
SPS180 x 140	8,60	1,75 L	54,18	102,94	119,20	135,45	151,70	178,79
SPS200 x 150	8,60	2,00 L	61,92	117,65	136,22	154,80	173,38	204,34
SPS230 x 160	8,00	2,72 L	78,34	148,84	172,34	195,84	219,34	258,51
SPS240 x 160	7,40	3,03 L	80,72	153,37	177,58	201,80	226,01	266,37
SPS260 x 165	7,40	3,28 L	87,38	166,02	192,23	218,45	244,66	288,35
SPS280 x 165	7,40	3,78 L	100,70	191,33	221,54	251,75	281,96	332,31
SPS300 x 165	7,20	3,88 L	100,57	191,08	221,25	251,42	281,59	331,88
SPS300 x 180	7,00	4,50 L	113,40	215,46	249,48	283,50	317,52	374,22
SPS300 x 215	5,88	6,70 L	141,83	269,47	312,02	354,56	397,11	468,02
SPS330 x 215	5,88	7,20 L	152,41	289,58	335,30	381,02	426,75	502,95
SPS350 x 165	7,20	4,50 L	116,64	221,62	256,61	291,60	326,59	384,91
SPS370 x 215	5,88	8,10 L	171,46	325,78	377,21	428,65	480,09	565,82
SPS450 x 215	5,88	9,95 L	210,62	400,18	463,37	526,55	589,74	695,05
SPS500 x 215	5,88	11,25 L	238,14	452,47	523,91	595,35	666,79	785,86



Pulleys for (Super) Starco

The following table shows the pulley diameters for the (Super) Starco bucket type. The table also lists the corresponding minimum and maximum belt speeds for (Super) Starco and buckets.

Pulleys for (Super) Starco elevator buckets (parameters in mm)			
Type (Super) Starco	Pulley diameter	Minimum speed (m/s)	Maximum speed (m/s)
S100 - S120	250	1,45	3,05
	300	1,58	3,32
S130 - S140	300	1,42	3,00
	400	1,61	3,39
S160 - S200	400	1,50	3,15
	500	1,62	3,41
	630	1,76	3,70
	750	1,86	3,91
	800	1,89	3,98
	900	1,96	4,11
	1.000	2,00	4,21
S230 - S300	500	1,53	3,22
	630	1,67	3,52
	750	1,77	3,73
	800	1,80	3,80
	900	1,88	3,94
	1.000	1,92	4,04
	1.250	2,03	4,27
	1.500	2,12	4,45
S330 - S370	630	1,53	3,22
	750	1,64	3,44
	800	1,67	3,52
	900	1,75	3,68
	1.000	1,80	3,80
	1.250	1,93	4,05
	1.500	2,00	4,24
	1.800	2,10	4,40
S330 - S630	800	1,56	3,28
	900	1,63	3,43
	1.000	1,70	3,57
	1.250	1,82	3,84
	1.500	1,92	4,04
	1.800	2,00	4,23
	2.000	2,06	4,33
	2.500	2,15	4,52

All information is subject to printing and typing errors and act as a guideline. Therefore no rights can be derived from this.